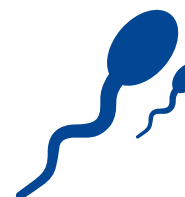




FERTILITY FOCUS SIRES



For dairy producers who use beef semen simply to create a pregnancy on lower-end genetic animals that results in an easy calving

Based on actual pregnancy check data, Fertility Focus sires offer a 2%-5% conception rate advantage over the average beef bull used on dairy cows and have favorable results for Calving Ease Direct (CED). May 2020

ANGUS		PRODUCTION											CARCASS				\$ VALUES					
Name	Code	CED	BW	WW	YW	RADG	DMI	YH	SC	DOC	CLAW	ANGLE	CW	MARB	RE	FAT	\$M	\$W	\$F	\$G	\$B	\$C
S A V Patriarch	011ANO1082	-1	+3.7	+65	+103	+20	+42	+5	+1.69	+4	+48	+39	+33	+31	+66	+055	+60	+58	+75	+33	+108	+200
Hoover Hercules	011ANO1212	+12	-1.0	+62	+107	+24	+82	+6	+0	+23	+66	+46	+42	+05	+62	+024	+64	+80	+80	+23	+103	+198
Hoover Chief	011ANO1270	+2	+2.7	+67	+117	+29	+62	+9	+49	+17	+49	+36	+63	+35	+97	-.043	+53	+66	+127	+50	+176	+281
Peak Dot Liberty	011ANO1285	+0	+3.1	+66	+119	+26	+1.16	+1.1	+36	+21	+40	+55	+42	+40	+53	-.003	+38	+50	+83	+42	+125	+200
Raven Sweepstake	011ANO1298	+17	-1.7	+57	+108	+25	+1.15	+4	+74	+32	+47	+44	+37	+1.12	+55	+022	+60	+74	+78	+75	+153	+258
Ellingson Real World	011ANO1301	+13	-1.9	+53	+103	+28	+73	+3	-.58	+23	+42	+39	+38	+60	+41	+019	+69	+75	+90	+48	+138	+248
HF Thrive	011ANO1310	+9	+1.0	+66	+118	+23	+1.68	+1.0	+58	+24	+66	+58	+48	+71	+23	-.002	+38	+68	+53	+131	+208	


American Angus Association May 2020

SIMMENTAL		PERFORMANCE							CARCASS					INDEX	
Name	Code	CE	BRTH	WEAN	YEAR	ADG	DOC	CW	YG	MRB	BF	REA	SHR	API	TI
IPU Liner	011SM02037	+7.0	+1.5	+55.9	+83.3	+17	+19.3	+27.5	-.43	-.30	-.094	+.86	-.23	+108.8	+54.4
TFS Oklahoma 4728B	011SM02050	+13.2	-1.0	+46.1	+64.3	+11	+10.0	+3.2	-.17	+.72	-.037	+.19	-.30	+148.3	+71.8
TFS 6EM3 7323E	011SM02051	+16.0	-1.7	+55.6	+84.9	+18	+12.7	+18.5	-.02	+.49	+.011	+.27	-.34	+141.2	+69.4
TFS Aviator 7346E	011SM02052	+15.2	-1.5	+60.6	+96.0	+22	+13.6	+24.6	-.11	+.48	+.003	+.53	-.41	+139.8	+72.4

American Simmental Association April 2020

LIMOUSIN		GROWTH							CARCASS					INDEX
Name	Code	GEST	CED	BW	WW	YW	SC	DOC	YG	CW	REA	MB	FT	\$MTI
Wulfs Brimful	041LM05235	-2	+15	-1.8	+56	+84	+.80	+18	-.23	+22	+.69	+.08	-.03	+51.66
Wulfs Checkered	041LM05303	-2	+10	+1.9	+88	+140	+1.10	+19	-.75	+42	+1.57	-.41	-.15	+48.04
Wulfs Came For	041LM05307	-3	+15	+.3	+64	+96	+.60	+14	-.71	+8	+1.14	-.42	-.14	+40.02
Wulfs Cooley	041LM05315	-4	+12	+2.4	+71	+113	+1.00	+18	-.52	+20	+1.07	-.02	-.09	+55.11
Wulfs Daily Double	041LM05317	-5	+18	-2.4	+68	+98	+.60	+18	-.62	+9	+1.07	+.01	-.11	+55.15
Wulfs Dymot F409D	041LM05318	-3	+14	+.7	+73	+113	+.90	+15	-.47	+33	+.92	-.17	-.11	+49.80

North American Limousin Foundation April 2020



BLACK CALF SIRES

For the optimal premium on beef x dairy cross calves sold within one or two days after birth


The Black Calf Index accounts for Calving Ease Direct (CED) for simplicity in the maternity pen, and Ribeye Area (REA) to create calves with more of a beef look.

May 2020

ANGUS	Name	Code	PRODUCTION										CARCASS				\$ VALUES					
			CED	BW	WW	YW	RADG	DMI	YH	SC	DOC	CLAW	ANGLE	CW	MARB	RE	FAT	\$M	\$W	\$F	\$G	\$B
EG Stardom	011AN01124	+10	+9	+60	+101	+.20	+1.20	+5	+.49	+25	+.55	+.56	+43	+.99	+.38	+.014	+42	+57	+78	+67	+145	+230
E G Black Jack	011AN01153	+4	+1.9	+52	+94	+.25	+.49	+8	+.76	+9	+.47	+.45	+38	+.56	+.53	-.003	+28	+47	+94	+50	+144	+215
Connealy Arsenal	011AN01163	+14	+1.0	+72	+132	+.29	+1.58	+7	+1.88	+17	+.59	+.58	+56	+.34	+.24	+.035	+52	+82	+102	+31	+133	+225
E G Billy Harry	011AN01175	+3	+1.1	+65	+105	+.20	+1.03	+4	+.56	+.15	+.55	+.51	+47	+.35	+.55	+.030	+60	+68	+78	+36	+114	+208
Hoover Explorer	011AN01211	+13	+.3	+55	+104	+.24	+1.30	+4	+.40	+21	+.82	+.51	+41	-.02	+.54	-.017	+61	+67	+72	+23	+96	+186
Hoover Hercules	011AN01212	+12	-1.0	+62	+107	+.24	+.82	+6	+0	+23	+.66	+.46	+42	+.05	+.62	+.024	+64	+80	+80	+23	+103	+198
Connealy Pilgrim	011AN01227	+13	-.9	+48	+80	+.18	+.32	+0	+1.95	+12	+.53	+.59	+19	+.42	+.18	+.043	+53	+47	+54	+33	+87	+166
Peak Dot Prime	011AN01232	-1	+3.8	+70	+117	+.21	+1.28	+1.1	+1.46	+16	+.45	+.49	+46	+.32	+.30	+.026	+25	+51	+81	+32	+113	+172
Hoover Cyclone	011AN01261	+5	+2.8	+64	+105	+.22	+.73	+9	+.73	+35	+.54	+.70	+50	+.57	+.47	+.018	+72	+76	+92	+47	+140	+254
Penz Master Plan	011AN01276	+1	+2.4	+61	+106	+.24	+.78	+9	+.81	+21	+.43	+.33	+43	+.36	+.42	+.057	+60	+75	+87	+32	+120	+216
Peak Dot Liberty	011AN01285	+0	+3.1	+66	+119	+.26	+1.16	+1.1	+.36	+21	+.40	+.55	+42	+.40	+.53	-.003	+38	+50	+83	+42	+125	+200
Raven Sweepstake	011AN01298	+17	-1.7	+57	+108	+.25	+1.15	+4	+.74	+32	+.47	+.44	+37	+1.12	+.55	+.022	+60	+74	+78	+75	+153	+258
Ellingson Real World	011AN01301	+13	-1.9	+53	+103	+.28	+.73	+3	-.58	+23	+.42	+.39	+38	+.60	+.41	+.019	+69	+75	+90	+48	+138	+248
HF Thrive	011AN01310	+9	+1.0	+66	+118	+.23	+1.68	+1.0	+.58	+24	+.66	+.58	+48	+.71	+.23	-.002	+38	+68	+78	+53	+131	+208
E G Stocker	011AN01330	+4	+2.2	+57	+104	+.24	+1.24	+2	+1.45	+20	+.41	+.48	+48	+.47	+.67	+.014	+52	+54	+87	+45	+132	+223
Bear Mtn Stronghold	011AN01342	+14	-1.2	+75	+125	+.23	+1.15	+2	+1.69	+8	+.60	+.59	+40	+.44	+.56	+.010	+48	+83	+71	+43	+114	+196
Connealy Accord	011AN01345	+15	-2.3	+61	+98	+.20	+.48	-.1	+.04	+22	+.37	+.44	+23	+.31	+.72	+.000	+79	+69	+57	+40	+96	+204
HF Hidden Figures	011AN01347	+8	-.1	+60	+97	+.20	+.62	+.6	+1.02	+31	+.67	+.66	+29	+.33	+.17	+.045	+52	+68	+60	+29	+89	+167
K C F Bennett Strong	011AN01349	+16	-3.3	+58	+117	+.30	+1.13	+2	+1.18	+26	+.57	+.60	+58	+.73	+.71	-.009	+57	+83	+113	+61	+174	+283
Connealy Archie	011AN01368	+15	+.8	+66	+115	+.22	+1.54	+.6	-.26	+10	+.44	+.47	+45	+.85	+.89	+.032	+84	+83	+73	+65	+138	+263
Diamond J Gus	011AN01390	+10	-.5	+57	+102	+.23	+1.08	+.6	-.12	+16	+.43	+.38	+39	+.73	+.40	+.041	+80	+63	+78	+52	+130	+249
Quaker Hill Strider	011AN01422	+13	+.2	+66	+120	+.26	+1.15	+.6	+1.10	+26	+.70	+.47	+50	+.97	+.60	+.038	+68	+79	+93	+66	+159	+274
Casino Boulder	011AN01441	+15	-.1	+71	+141	+.30	+2.13	+1.2	+.67	+22	+.56	+.44	+61	+.86	+.44	+.046	+71	+85	+103	+58	+161	+280

American Angus Association May 2020





BLACK CALF SIRES

For the optimal premium on beef x dairy cross calves sold within one or two days after birth

The Black Calf Index accounts for Calving Ease Direct (CED) for simplicity in the maternity pen, and Ribeye Area (REA) to create calves with more of a beef look.

May 2020

SIMMENTAL		PERFORMANCE						CARCASS					INDEX		
Name	Code	CE	BRTH	WEAN	YEAR	ADG	DOC	CW	YG	MRB	BF	REA	SHR	API	TI
EGL Executive Order	011SMO2046	+16.4	-1.6	+58.5	+88.6	+19	+12.4	+24.4	-.19	+86	+005	+82	-.36	+172.6	+83.8
EGL Highmore	011SMO2048	+16.9	-.08	+72.6	+114.0	+26	+11.6	+40.4	-.24	+86	-.040	+85	-.33	+167.4	+92.5
RF Cobra 814F	011SMO2049	+11.9	+1.1	+72.8	+108.2	+22	+9.5	+28.2	-.43	-.07	-.119	+65	-.18	+116.8	+70.2
TFS 6EM3 7323E	011SMO2051	+16.0	-1.7	+55.6	+84.9	+18	+12.7	+18.5	-.02	+49	+011	+27	-.34	+141.2	+69.4
KCC1 Freedom 76F	011SMO2054	+14.2	+2	+74.7	+115.9	+26	+10.6	+23.2	-.25	+48	-.039	+66	-.40	+146.4	+81.6
IR Victory C878	011SMO2056	+18.3	-.3	+82.3	+127.2	+28	+12.3	+36.9	-.20	+50	-.002	+98	-.22	+151.4	+87.9
EGL Foresight	011SMO2057	+12.4	+1.1	+83.1	+129.1	+29	+8.9	+62.6	-.11	+53	-.006	+99	-.43	+143.6	+83.3
EGL Factored	011SMO2060	+16.2	+0.5	+60.4	+89.7	+18	+14.1	+18.3	-.16	+33	-.044	+29	-	+135.1	+69.2
EGL Fusion	011SMO2061	+12.4	-1.5	+68.6	+104.6	+22	+8.6	+36.0	-.44	+40	-.057	+128	-.33	+145.5	+79.1

American Simmental Association April 2020

LIMOUSIN		GROWTH							CARCASS					INDEX
Name	Code	GEST	CED	BW	WW	YW	SC	DOC	YG	CW	REA	MB	FT	\$MTI
M&R Franc	011LMO1012	-3	+10	+.2	+67	+108	+85	+18	-.39	+32	+96	-.05	-.07	+51.74
M&R Full Metal Jacket	011LMO1013	-3	+12	+.6	+76	+126	+85	+9	-.30	+38	+89	-.02	-.05	+54.85
Cell Fortune ET	011LMO1014	-2	+11	+.9	+67	+108	+1.45	+13	-.13	+49	+1.05	+1.18	+0.01	+58.05
Cell Fearless ET	011LMO1015	-2	+11	+.8	+66	+107	+1.45	+13	-.15	+48	+1.06	+1.18	+0.01	+57.96
Cell Fullback ET	011LMO1016	-3	+10	+1.0	+69	+104	+1.80	+12	-.27	+49	+1.26	+2.22	-.01	+61.05
Wulfs Checkered	041LMO5303	-2	+10	+1.9	+88	+140	+1.10	+19	-.75	+42	+1.57	-.41	-.15	+48.04
Wulfs Came For	041LMO5307	-3	+15	+.3	+64	+96	+60	+14	-.71	+8	+1.14	-.42	-.14	+40.02
Wulfs Cooley	041LMO5315	-4	+12	+2.4	+71	+113	+1.00	+18	-.52	+20	+1.07	-.02	-.09	+55.11
Wulfs Daily Double	041LMO5317	-5	+18	-2.4	+68	+98	+60	+18	-.62	+9	+1.07	+0.01	-.11	+55.15
Wulfs Dymot F409D	041LMO5318	-3	+14	+.7	+73	+113	+90	+15	-.47	+33	+92	-.17	-.11	+49.80


North American Limousin Foundation April 2020

GELBVEIH		GROWTH					INTAKE & CARCASS							INDEX				
Name	Code	CED	BW	WW	YW	DOC	DMI	YG	CW	CREA	MARB	CFAT	ADG	RFI	TM	\$COW	FPI	EPI
Bennett Bank	011GV01007	+14	-.4	+67	+106	+11	-	-.10	+47	+78	+78	.00	-	-	+56	-	+89.71	-
Bennett Charge	011GV01008	+13	+.4	+77	+117	+12	+008	-.25	+54	+87	+34	-.06	-.027	-.043	+54	+120.21	+83.25	+100.16

American Gelbveih Association April 2020



FEEDER CALF SIRES



For dairy producers who also raise their beef x dairy cross calves to 300-500 pounds

The Feeder Calf Index aims to optimize growth rates of beef x dairy cross calves by accounting for Weaning Weight (WW) and Feedlot Value (\$F) or Terminal Index (TI).

May 2020

ANGUS		PRODUCTION											CARCASS				\$ VALUES					
Name	Code	CED	BW	WW	YW	RADG	DMI	YH	SC	DOC	CLAW	ANGLE	CW	MARB	RE	FAT	\$M	\$W	\$F	\$G	\$B	\$C
Connealy Arsenal	011AN01163	+14	+1.0	+72	+132	+.29	+1.58	+.7	+1.88	+17	+.59	+.58	+56	+.34	+.24	+.035	+52	+82	+102	+31	+133	+225
Hoover Hercules	011AN01212	+12	-1.0	+62	+107	+.24	+.82	+.6	+0	+23	+.66	+.46	+42	+.05	+.62	+.024	+64	+80	+80	+23	+103	+198
S A V Real Performance	011AN01220	+2	+3.4	+72	+136	+.28	+2.02	+.8	+1.30	+25	+.55	+.39	+66	+.17	+1.16	+.028	+45	+63	+105	+36	+141	+229
Bushs Wind Chill	011AN01238	-2	+4.2	+79	+140	+.30	+1.26	+1.2	+1.18	+12	+.41	+.43	+71	+.52	+1.10	-.017	+60	+73	+135	+57	+192	+309
KCF Bennett Verden	011AN01248	+8	+2.1	+72	+135	+.31	+1.33	+.7	+.01	+11	+.55	+.53	+55	+.46	+.52	+.000	+53	+80	+105	+44	+149	+246
KCF Bennett Authentic	011AN01251	+5	+.9	+70	+132	+.32	+1.09	+.8	+1.14	+13	+.51	+.51	+45	+.69	+.85	-.029	+50	+84	+97	+63	+160	+258
Hoover Chief	011AN01270	+2	+2.7	+67	+117	+.29	+.62	+.9	+.49	+17	+.49	+.36	+63	+.35	+.97	-.043	+53	+66	+127	+50	+176	+281
Diamond J Endeavor	011AN01284	+17	-1.2	+46	+85	+.21	+.47	-.3	+.44	+16	+.37	+.46	+18	+.57	+.10	+.076	+63	+58	+63	+36	+100	+193
Raven Sweepstake	011AN01298	+17	-1.7	+57	+108	+.25	+1.15	+.4	+.74	+.32	+.47	+.44	+37	+1.12	+.55	+.022	+60	+74	+78	+75	+153	+258
EXAR Withdrawal	011AN01304	+3	+2.2	+82	+155	+.33	+1.98	+.9	+.89	+23	+.52	+.54	+71	+.37	+.73	+.002	+26	+77	+121	+43	+164	+239
POSS Marvel	011AN01339	+2	+3.0	+94	+170	+.30	+2.54	+1.3	+1.40	+31	+.63	+.50	+77	+1.13	+.44	+.022	+52	+79	+111	+74	+184	+291
Quaker Hill Strider	011AN01422	+13	+.2	+66	+120	+.26	+1.15	+.6	+1.10	+26	+.70	+.47	+50	+.97	+.60	+.038	+68	+79	+93	+66	+159	+274
Casino Boulder	011AN01441	+15	-.1	+71	+141	+.30	+2.13	+1.2	+.67	+22	+.56	+.44	+61	+.86	+.44	+.046	+71	+85	+103	+58	+161	+280

American Angus Association May 2020

SIMMENTAL		PERFORMANCE						CARCASS					INDEX		
Name	Code	CE	BRTH	WEAN	YEAR	ADG	DOC	CW	YG	MRB	BF	REA	SHR	API	TI
IPU Liner	011SM02037	+7.0	+1.5	+55.9	+83.3	+.17	+19.3	+27.5	-.43	-.30	-.094	+.86	-.23	+108.8	+54.4
EGL Executive Order	011SM02046	+16.4	-1.6	+58.5	+88.6	+.19	+12.4	+24.4	-.19	+.86	+.005	+.82	-.36	+172.6	+83.8
EGL Highmore	011SM02048	+16.9	-.08	+72.6	+114.0	+.26	+11.6	+40.4	-.24	+.86	-.040	+.85	-.33	+167.4	+92.5
TFS Oklahoma 4728B	011SM02050	+13.2	-1.0	+46.1	+64.3	+.11	+10.0	+3.2	-.17	+.72	-.037	+.19	-.30	+148.3	+71.8
TFS 6EM3 7323E	011SM02051	+16.0	-1.7	+55.6	+84.9	+.18	+12.7	+18.5	-.02	+.49	+.011	+.27	-.34	+141.2	+69.4
IR Victory C878	011SM02056	+18.3	-.3	+82.3	+127.2	+.28	+12.3	+36.9	-.20	+.50	-.002	+.98	-.22	+151.4	+87.9
EGL Foresight	011SM02057	+12.4	+1.1	+83.1	+129.1	+.29	+8.9	+62.6	-.11	+.53	-.006	+.99	-.43	+143.6	+83.3
EGL Firework	011SM02059	+5.0	+1.1	+70.5	+107.4	+.23	+15.1	+36.1	-.14	+.65	-.005	+.75	-.37	+134.4	+79.5
EGL Factored	011SM02060	+16.2	+0.5	+60.4	+89.7	+.18	+14.1	+18.3	-.16	+.33	-.044	+.29	-	+135.1	+69.2
EGL Fusion	011SM02061	+12.4	-1.5	+68.6	+104.6	+.22	+8.6	+36.0	-.44	+.40	-.057	+1.28	-.33	+145.5	+79.1


American Simmental Association April 2020



Consider when you sell and how you market your beef x dairy cross calves. Select the Alta BULLSEYE index that best fits your situation and future goals.



FEEDER CALF SIRES



For dairy producers who also raise their beef x dairy cross calves to 300-500 pounds

The Feeder Calf Index aims to optimize growth rates of beef x dairy cross calves by accounting for Weaning Weight (WW) and Feedlot Value (\$F) or Terminal Index (TI).

May 2020

LIMOUSIN		GROWTH							CARCASS					INDEX
Name	Code	GEST	CED	BW	WW	YW	SC	DOC	YG	CW	REA	MB	FT	\$MTI
M&R Franc	011LM01012	-3	+10	+.2	+67	+108	+.85	+18	-.39	+32	+.96	-.05	-.07	+51.74
M&R Full Metal Jacket	011LM01013	-3	+12	+.6	+76	+126	+.85	+9	-.30	+38	+.89	-.02	-.05	+54.85
Cell Fortune ET	011LM01014	-2	+11	+.9	+67	+108	+1.45	+13	-.13	+49	+1.05	+.18	+.01	+58.05
Cell Fearless ET	011LM01015	-2	+11	+.8	+66	+107	+1.45	+13	-.15	+48	+1.06	+.18	+.01	+57.96
Cell Fullback ET	011LM01016	-3	+10	+1.0	+69	+104	+1.80	+12	-.27	+49	+1.26	+.22	-.01	+61.05
Wulfs Checkered	041LM05303	-2	+10	+1.9	+88	+140	+1.10	+19	-.75	+42	+1.57	-.41	-.15	+48.04


North American Limousin Foundation April 2020

GELBVEIH		GROWTH					INTAKE & CARCASS							INDEX				
Name	Code	CED	BW	WW	YW	DOC	DMI	YG	CW	CREA	MARB	CFAT	ADG	RFI	TM	\$COW	FPI	EPI
Bennett Bank	011GV01007	+14	-.4	+67	+106	+11	-	-.10	+47	+.78	+.78	.00	-	-	+56	-	+89.71	-
Bennett Charge	011GV01008	+13	+.4	+77	+117	+12	+.008	-.25	+54	+.87	+.34	-.06	-.027	-.043	+54	+120.21	+83.25	+100.16

American Gelbveih Association April 2020



Consider when you sell and how you market your beef x dairy cross calves. Select the Alta BULLSEYE index that best fits your situation and future goals.



TERMINAL INDEX SIRES

For dairy producers that also raise and finish their beef x dairy cross animals

The Terminal Index optimizes growth traits and carcass merit by focusing on Beef Value (\$B) and Feedlot Value (\$F) or Terminal Index (TI).

May 2020


ANGUS		PRODUCTION											CARCASS				\$ VALUES					
Name	Code	CED	BW	WW	YW	RADG	DMI	YH	SC	DOC	CLAW	ANGLE	CW	MARB	RE	FAT	\$M	\$W	\$F	\$G	\$B	\$C
Connealy Arsenal	011ANO1163	+14	+1.0	+72	+132	+.29	+1.58	+.7	+1.88	+17	+5.9	+5.8	+56	+.34	+.24	+.035	+52	+82	+102	+31	+133	+225
S A V Real Performance	011ANO1220	+2	+3.4	+72	+136	+.28	+2.02	+.8	+1.30	+25	+5.5	+3.9	+66	+.17	+1.16	+.028	+45	+63	+105	+36	+141	+229
Bushs Wind Chill	011ANO1238	-2	+4.2	+79	+140	+.30	+1.26	+1.2	+1.18	+12	+4.1	+4.3	+71	+.52	+1.10	-.017	+60	+73	+135	+57	+192	+309
KCF Bennett Verden	011ANO1248	+8	+2.1	+72	+135	+.31	+1.33	+.7	+.01	+11	+5.5	+5.3	+55	+.46	+.52	+.000	+53	+80	+105	+44	+149	+246
KCF Bennett Authentic	011ANO1251	+5	+.9	+70	+132	+.32	+1.09	+.8	+1.14	+13	+5.1	+5.1	+45	+.69	+.85	-.029	+50	+84	+97	+63	+160	+258
Hoover Chief	011ANO1270	+2	+2.7	+67	+117	+.29	+.62	+.9	+.49	+17	+4.9	+3.6	+63	+.35	+.97	-.043	+53	+66	+127	+50	+176	+281
Diamond J Endeavor	011ANO1284	+17	-1.2	+46	+85	+.21	+.47	-.3	+.44	+16	+3.7	+4.6	+18	+.57	+.10	+.076	+63	+58	+63	+36	+100	+193
Raven Sweepstake	011ANO1298	+17	-1.7	+57	+108	+.25	+1.15	+.4	+.74	+32	+4.7	+4.4	+37	+1.12	+.55	+.022	+60	+74	+78	+75	+153	+258
EXAR Withdrawal	011ANO1304	+3	+2.2	+82	+155	+.33	+1.98	+.9	+.89	+23	+5.2	+5.4	+71	+.37	+.73	+.002	+26	+77	+121	+43	+164	+239
POSS Marvel	011ANO1339	+2	+3.0	+94	+170	+.30	+2.54	+1.3	+1.40	+31	+6.3	+5.0	+77	+1.13	+.44	+.022	+52	+79	+111	+74	+184	+291
Quaker Hill Strider	011ANO1422	+13	+.2	+66	+120	+.26	+1.15	+.6	+1.10	+26	+7.0	+4.7	+50	+.97	+.60	+.038	+68	+79	+93	+66	+159	+274
Casino Boulder	011ANO1441	+15	-.1	+71	+141	+.30	+2.13	+1.2	+.67	+22	+5.6	+4.4	+61	+.86	+.44	+.046	+71	+85	+103	+58	+161	+280

American Angus Association May 2020

SIMMENTAL		PERFORMANCE						CARCASS					INDEX		
Name	Code	CE	BRTH	WEAN	YEAR	ADG	DOC	CW	YG	MARB	BF	REA	SHR	API	TI
IPU Liner	011SMO2037	+7.0	+1.5	+55.9	+83.3	+.17	+19.3	+27.5	-.43	-.30	-.094	+.86	-.23	+108.8	+54.4
EGL Executive Order	011SMO2046	+16.4	-1.6	+58.5	+88.6	+.19	+12.4	+24.4	-.19	+.86	+.005	+.82	-.36	+172.6	+83.8
EGL Highmore	011SMO2048	+16.9	-.08	+72.6	+114.0	+.26	+11.6	+40.4	-.24	+.86	-.040	+.85	-.33	+167.4	+92.5
RF Cobra 814F	011SMO2049	+11.9	+1.1	+72.8	+108.2	+.22	+9.5	+28.2	-.43	-.07	-.119	+.65	-.18	+116.8	+70.2
TFS Oklahoma 4728B	011SMO2050	+13.2	-1.0	+46.1	+64.3	+.11	+10.0	+3.2	-.17	+.72	-.037	+.19	-.30	+148.3	+71.8
TFS 6EM3 7323E	011SMO2051	+16.0	-1.7	+55.6	+84.9	+.18	+12.7	+18.5	-.02	+.49	+.011	+.27	-.34	+141.2	+69.4
TFS Aviator 7346E	011SMO2052	+15.2	-1.5	+60.6	+96.0	+.22	+13.6	+24.6	-.11	+.48	+.003	+.53	-.41	+139.8	+72.4
TFS Aviator 7492E RF	011SMO2053	+13.4	-.2	+61.1	+95.0	+.21	+15.3	+16.0	-.09	+.40	+.000	+.39	-	+133.9	+68.8
KCC1 Freedom 76F	011SMO2054	+14.2	+.2	+74.7	+115.9	+.26	+10.6	+23.2	-.25	+.48	-.039	+.66	-.40	+146.4	+81.6
X-T Black Missile 138F	011SMO2055	+7.3	+3.1	+75.6	+108.3	+.20	+14.5	+19.5	-.48	-.18	-.091	+.93	-.21	+107.5	+66.3
IR Victory C878	011SMO2056	+18.3	-.3	+82.3	+127.2	+.28	+12.3	+36.9	-.20	+.50	-.002	+.98	-.22	+151.4	+87.9
EGL Foresight	011SMO2057	+12.4	+1.1	+83.1	+129.1	+.29	+8.9	+62.6	-.11	+.53	-.006	+.99	-.43	+143.6	+83.3
EGL Firework	011SMO2059	+5.0	+1.1	+70.5	+107.4	+.23	+15.1	+36.1	-.14	+.65	-.005	+.75	-.37	+134.4	+79.5
EGL Factored	011SMO2060	+16.2	+0.5	+60.4	+89.7	+.18	+14.1	+18.3	-.16	+.33	-.044	+.29	-	+135.1	+69.2
EGL Fusion	011SMO2061	+12.4	-1.5	+68.6	+104.6	+.22	+8.6	+36.0	-.44	+.40	-.057	+1.28	-.33	+145.5	+79.1

American Simmental Association April 2020

Consider when you sell and how you market your beef x dairy cross calves.
Select the Alta BULLSEYE index that best fits your situation and future goals.



TERMINAL INDEX SIRES

For dairy producers that also raise and finish their beef x dairy cross animals

The Terminal Index optimizes growth traits and carcass merit by focusing on Beef Value (\$B) and Feedlot Value (\$F) or Terminal Index (TI).

May 2020

LIMOUSIN		GROWTH							CARCASS					INDEX
Name	Code	GEST	CED	BW	WW	YW	SC	DOC	YG	CW	REA	MB	FT	\$MTI
M&R Franc	011LM01012	-3	+10	+2	+67	+108	+85	+18	-.39	+32	+96	-.05	-.07	+51.74
M&R Full Metal Jacket	011LM01013	-3	+12	+6	+76	+126	+85	+9	-.30	+38	+89	-.02	-.05	+54.85
Cell Fortune ET	011LM01014	-2	+11	+9	+67	+108	+1.45	+13	-.13	+49	+1.05	+1.18	+0.01	+58.05
Cell Fearless ET	011LM01015	-2	+11	+8	+66	+107	+1.45	+13	-.15	+48	+1.06	+1.18	+0.01	+57.96
Cell Fullback ET	011LM01016	-3	+10	+1.0	+69	+104	+1.80	+12	-.27	+49	+1.26	+2.22	-.01	+61.05
Wulfs Brimful	041LM05235	-2	+15	-1.8	+56	+84	+80	+18	-.23	+22	+69	+0.08	-.03	+51.66
Wulfs Checkered	041LM05303	-2	+10	+1.9	+88	+140	+1.10	+19	-.75	+42	+1.57	-.41	-.15	+48.04
Wulfs Daily Double	041LM05317	-5	+18	-2.4	+68	+98	+60	+18	-.62	+9	+1.07	+0.01	-.11	+55.15

North American Limousin Foundation April 2020

GELBVEIH		GROWTH					INTAKE & CARCASS							INDEX				
Name	Code	CED	BW	WW	YW	DOC	DMI	YG	CW	CREA	MARB	CFAT	ADG	RFI	TM	\$COW	FPI	EPI
Bennett Bank	011GVO1007	+14	-.4	+67	+106	+11	-	-.10	+47	+78	+78	.00	-	-	+56	-	+89.71	-
Bennett Charge	011GVO1008	+13	+4	+77	+117	+12	+0.008	-.25	+54	+87	+34	-.06	-.027	-.043	+54	+120.21	+83.25	+100.16

American Gelbveih Association April 2020



Consider when you sell and how you market your beef x dairy cross calves.
Select the Alta BULLSEYE index that best fits your situation and future goals.